

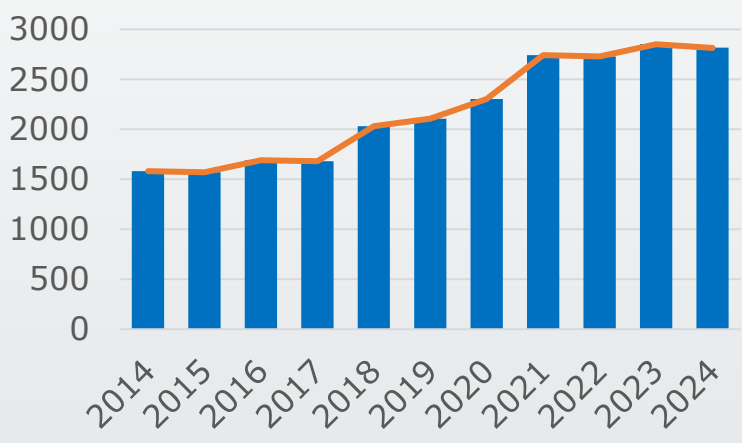
Growth Management Department

Year in Review FY 2024

BUILDING PERMITS & INSPECTIONS

2,816

PERMITS ISSUED



22%

INCREASE
IN PERMITS IN
LAST 5 YEARS



78% INCREASE
IN PERMITS SINCE 2014



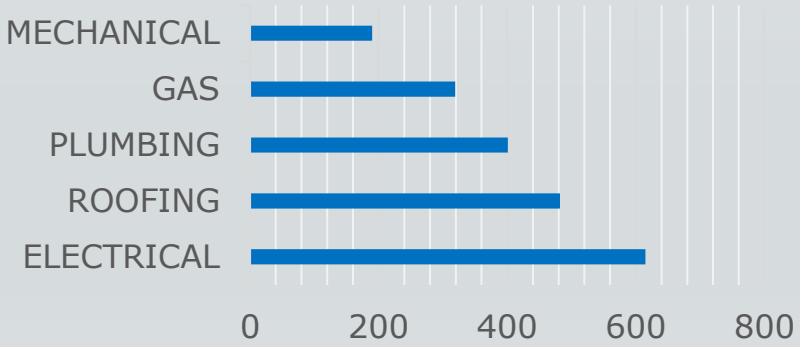
35 MILLION

TOTAL PERMIT VALUATION
(DOLLARS SPENT ON CONSTRUCTION)

3,242

BUILDING
INSPECTIONS
COMPLETED

TOP 5 PERMIT TYPES



Growth Management Department

Year in Review FY 2024

PLANNING & ZONING

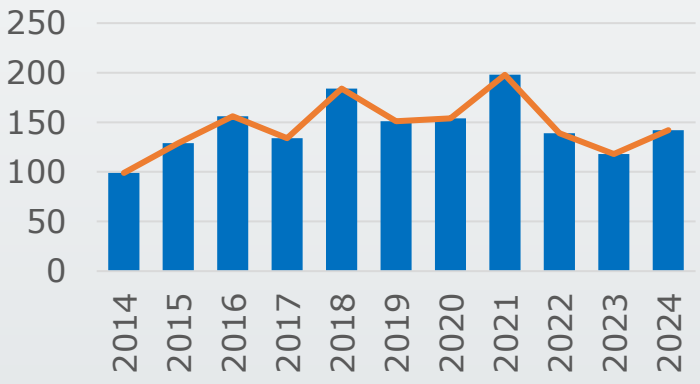
142

PROJECTS APPLIED

20%
INCREASE
IN PROJECTS
FROM 2023



Projects Applied



12 DEVELOPMENT ORDERS
SUBMITTED



- Commercial
- Multi-Family Residential
- Industrial/Manufacturing
- Single Family Residential

172

NEW BUSINESS TAX RECEIPTS
APPLIED

~1,300

BUSINESS TAX RECEIPT RENEWALS
PROCESSED ANNUALLY

COMMUNITY DEVELOPMENT BLOCK GRANT (CDBG)

\$137K
CDBG FUNDING
AWARDED

FOOD PANTRY ASSISTANCE
HOMELESSNESS
SENIORS HOUSING REHAB
MEDICAL SUPPLIES



Growth Management Department

Year in Review FY 2024

CODE ENFORCEMENT

830

CODE CASES OPENED

651

CODE CASES COMPLIED

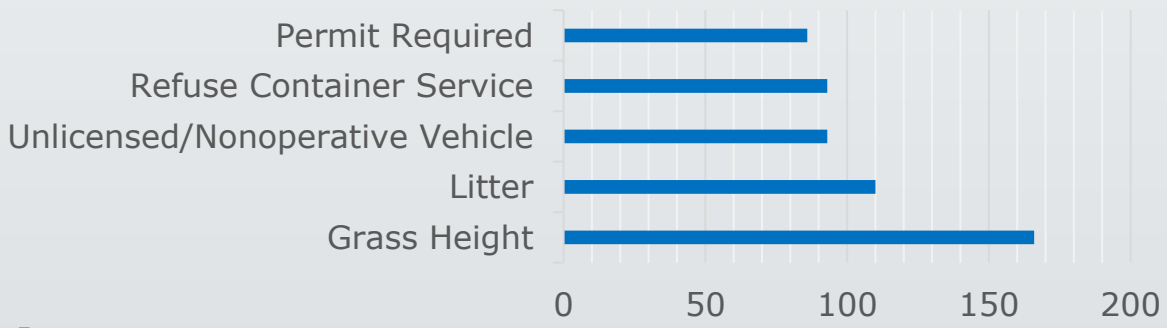
78%

CASES COMPLIED DURING
THE FISCAL YEAR

2,027

CODE ENFORCEMENT
INSPECTIONS COMPLETED

TOP 5 VIOLATION TYPES



CRA

7 PROPERTIES
APPROVED FOR
CRA GRANTS

\$60K CRA GRANT
FUNDING
AWARDED

\$135k
PRIVATE INVESTMENT
LEVERAGING CRA GRANTS



- CRA-WIDE DECORATIVE STREET SIGNS INSTALLED
- THE GULFVIEW- NEW SIGNAGE, PAINTING, FLOORING REPAIRS
- LANDING PHASES 1 & 2 UNDERWAY
- HERITAGE PARK MUSEUM ADDITION UNDERWAY
- CPTED PROJECTS – SOUND PARK, CARSON DR, HARBESON AVE
- LIBRARY INFO TOWER INSTALLED

